



MAKE IN INDIA

SCREENED SEPARABLE CONNECTOR

SCREENED SEPARABLE CONNECTOR

upto 24 kV - 630 A

Gala Screened Separable Connectors are designed to connect single and three core polymeric cables to Medium Voltage Switchgear, Transformers, RMU (Ring Main Units) and other equipment using bushings type "C" specified for 630A upto 24kV. Made of a highly modified EPDM rubber and protected by a touch proof outer conductive screen connected to earth.

Supporting a wide application range, the design incorporates one body and stress cone adapters to cover all cross section from 25 to 400 sq. mm. All kits include high-performance multi range compression lugs matching the design of the connector.

❖ Features and Benefits:

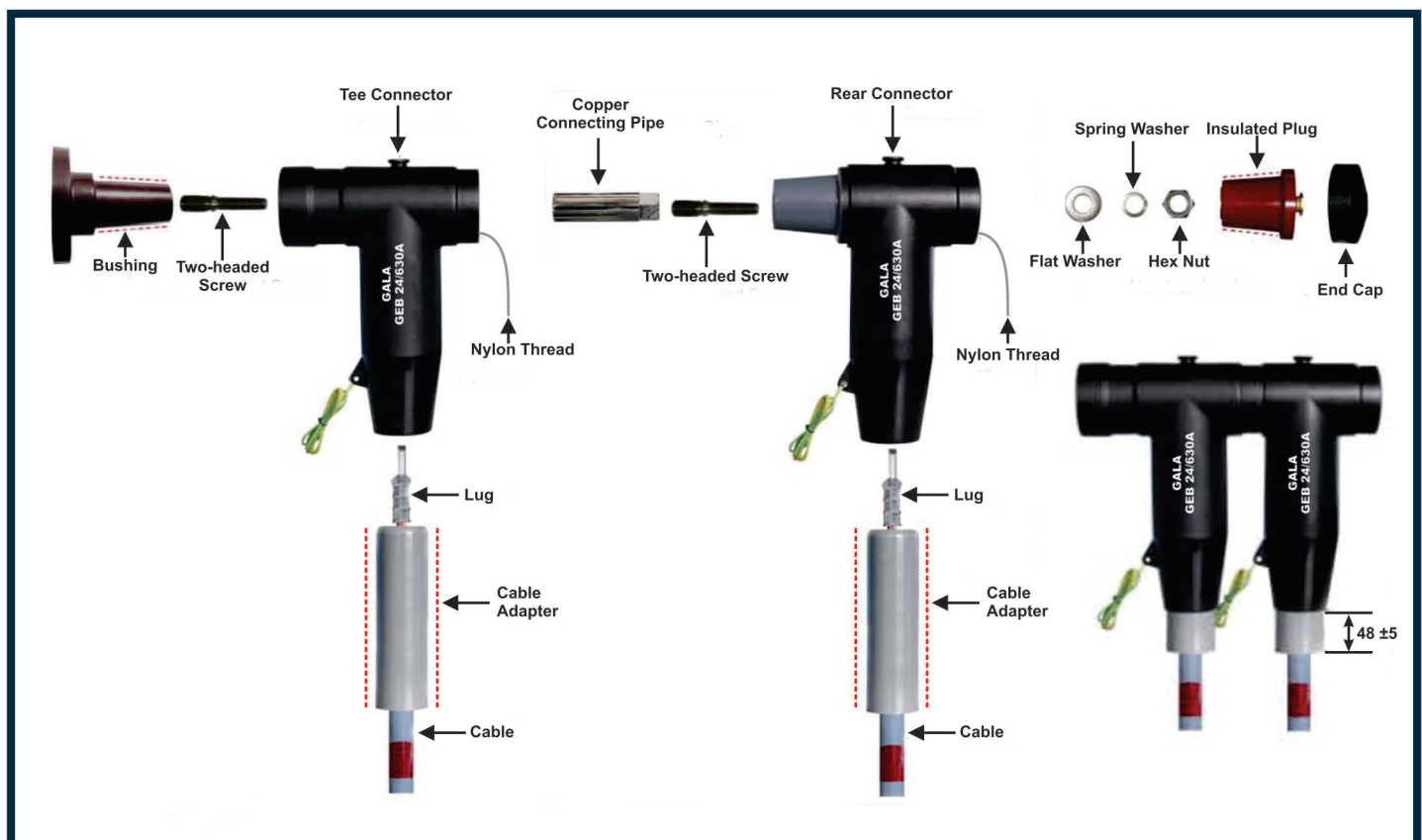
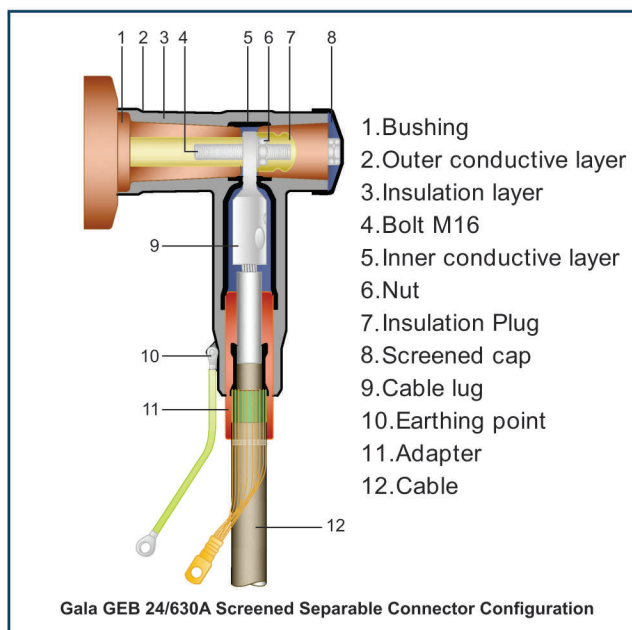
- Provides fully screened and submersible separable connection
- Matching with C - type bushings and plugs complying with EN 50180 & EN 50181
- Compact design
- 100% factory tested
- Voltage class: 11kV, 15kV, 24kV
- Tested in compliance with IEC 60502.4



SCREENED SEPARABLE CONNECTOR

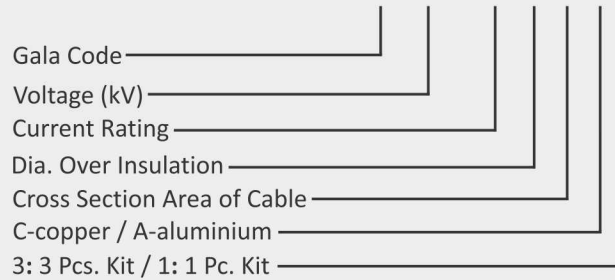
upto 24 kV - 630 A

Technical Specification		
Voltage Class	11kV	24kV
Continuous Current	630A	630A
Alliance Bushing	EN 50180 & 50181 Type C	EN 50180 & 50181 Type C
AC Withstand Voltage	29kV for 5 min	54kV for 5 min
Impulse Withstand Voltage (10 times for each Polarity)	95kV	125kV
Partial Discharge at 1.73U0	≤10pC	≤10pC
Screen Resistance	≤5000Ω	≤5000Ω
Cable Cross-section	25-400mm ²	25-400mm ²

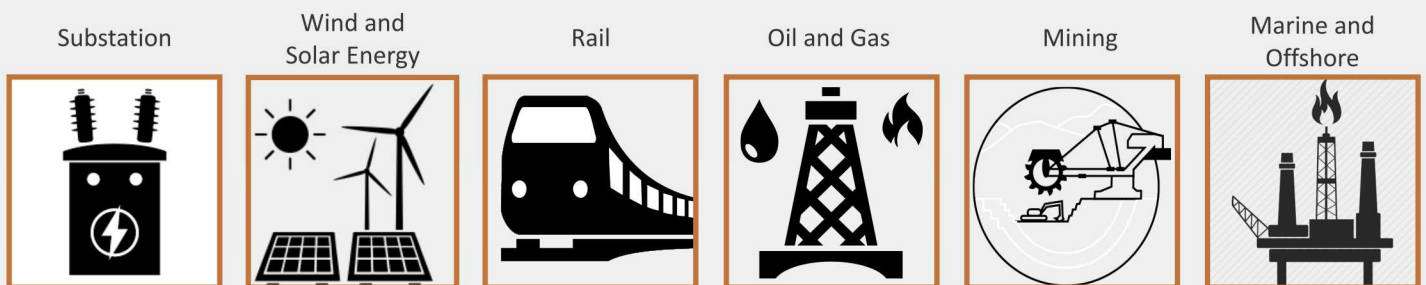


Ordering Informations					
Characteristic	Rated Voltage	Diameter over Insulation (mm)	Cable Cross-section (mm ²)	Material of Lug	Kit
Screened Tee Connector	11kV	A: Ø14-Ø16	01:25 02:35	C: Cu	3: 3 Pcs / Kit
		B: Ø16-Ø18	03:50 04:70	A: Al	1: 1 Pc / Kit
		C: Ø17-Ø20	05:95 06:120		
		D: Ø20-Ø23	07:150 08:185		
Screened Rear Connector		E: Ø23-Ø26	09:240 10:300		
		F: Ø26-Ø30	11:400		
		G: Ø30-Ø33			
		H: Ø33-Ø36			
		I: Ø36-Ø39			
	24kV	A: Ø18-Ø22	01:25 02:35	C: Cu	3: 3pcs/kit
		B: Ø22-Ø25	03:50 04:70	A: Al	1: 1pc/kit
		C: Ø25-Ø28	05:95 06:120		
		D: Ø28-Ø32	07:150 08:185		
		E: Ø32-Ø35	09:240 10:300		
		F: Ø35-Ø38	11:400		
		G: Ø38-Ø41			

For example: GEB 11 / 630 A 02 C 3



❖ GEB connectors can adapt most of cables used in:



● Factory Area - 175,000 Sq. Ft. ● Man Power - 425 People ● Established in more than 100 Countries



GALA THERMO SHRINK PVT. LTD.

An ISO 9001:2015, 14001:2015 and OHSAS 18001 Certified Company
 15 ABCD, Government Industrial Estate, Charkop, Kandivali (W) Mumbai - 400 067. India.
 P: +91 22 2967 5415 / 16 / 17 | F: +91 22 2868 8990 | E: info@galathermo.com